

HISTORIC TOUR

ROLLING START BRIEFING

CHARADE




FLAGS AND SIGNS

ACCORDING TO THE REGULATIONS, THE SIGNALLING PROVIDED AT THE COMMISSAIRES'
POSTS MAY BE COMPLETED BY LIGHTS
THE RACE DIRECTION MAY ALSO USE A LED PANEL IN ITS DISPLAY AREA TO PRESENT THE
PENALTIES




Presented by the DC in the Race Direction signalling area



TRICOLOUR

ONLY IN CASE OF MALFUNCTION OF
THE LIGHTS

Start signal of a race




CHECKERED FLAG

END OF TESTS or RACE
Slowing down lap

You are under parc fermé



Presented agitated by the marshals at his post



WHITE

ATTENTION

You are going to catch
up with a SLOW
VEHICLE



GREEN

“End of neutralised zone”

Return of the track to its
original state

End of Safety Car operation



BLUE

ATTENTION

A faster car tries to
overtake you

GIVE WAY



Presented agitated by the marshals at his post

=  **DANGER**  = **SLOW DOWN !**

= Overtaking is strictly forbidden from the first yellow flag marshal's post to the green flag marshal's post or without flag




Be prepared to change direction

Danger on the edge or part of the track

Presented for 2 laps

May be presented to reinforce double yellow flag signalling



A **DANGER** totally or partially obstructs the track

Stewards are working on the trackside or ON the track



Presented agitated by the marshals at his post

Neutralisation of tests



Neutralisation of races




SLOW DOWN !

Do not zigzag or brake and
accelerate too quickly

Overtaking is not allowed





In the event of a major incident the Race Direction may decide to neutralise the race by means of a Safety Car operation

- A waving yellow flag + "SC" signs will be displayed at all commissaires' posts; double yellow flags will be waved at the location of the incident(s)
- From this moment on, all competitors must slow down, not overtake each other and stay in line behind the leader
- The leader will keep the peloton at a slow speed to assist the insertion of the safety car
- The SC will enter the track with its yellow lights on, ahead of the leader.
- If the SC is not in front of the leader, he can signal you to overtake him by turning on the green light of his light bar.
- When the track is back in race condition, the SC will turn off its lights at the recommended location (specified in the briefing) and the yellow flags will be removed, only the "SC" signs will be displayed
- The SC will retire to the pit lane, the cars will continue on track and will be presented with a green flag on the restart line indicating the restart of the race
- ATTENTION: when the SC has its lights on, you must follow it wherever it goes (escape routes, pit lanes etc...)



Change of grip flag presented **FIXED** by the marshal



YELLOW & RED

BE CAREFUL!

Track grip changes
There may be oil, water, gravel....



Penalty flags, displayed FIXED in the Race Direction zone



BLACK
Orange
+ N°

MANDATORY PIT STOP
Technical problem



BLACK &
WHITE
+ N°

WARNING
Unsportsmanlike drive
Failure to respect track
limits



BLACK
+ N°

MANDATORY PIT STOP



Penalty signs displayed in the Race Direction area

**Drive
Through**

123

Presented 3 laps maximum
Must go through the pit lane

**STOP &
GO**

123

Presented 3 laps maximum
Obligation to stop at the penalty area

**Penalties must be carried out as soon as possible without stopping in the pit
These penalties cannot be carried out during a SC operation**




Presented agitated at all marshals' posts and DC area

REDUCE SPEED IMMEDIATELY
NO OVERTAKING ALLOWED

GO INTO THE STANDS WAY (unless otherwise stated in the DC briefing)

YOU ARE UNDER PARC FERME



In Tests

You are under parc fermé
Do not stop at your stand
Qualifying: Time stopped

In Race

Staying in the traffic lane

Stop 10m before the pit exit lights without overtaking = keep your order on track

Stopping time

The S.C. takes position in front of the leading car

If the first cars are the last in the ranking, the D.C. makes these cars start for 1 lap and then come back to the end of the line in the pits.

Track ok = Green pit exit - restart of the race under SC procedure






Neutralized track
The cars remain in the traffic lane and move towards the pit exit line and stop 10 metres from it



Pit exit lights

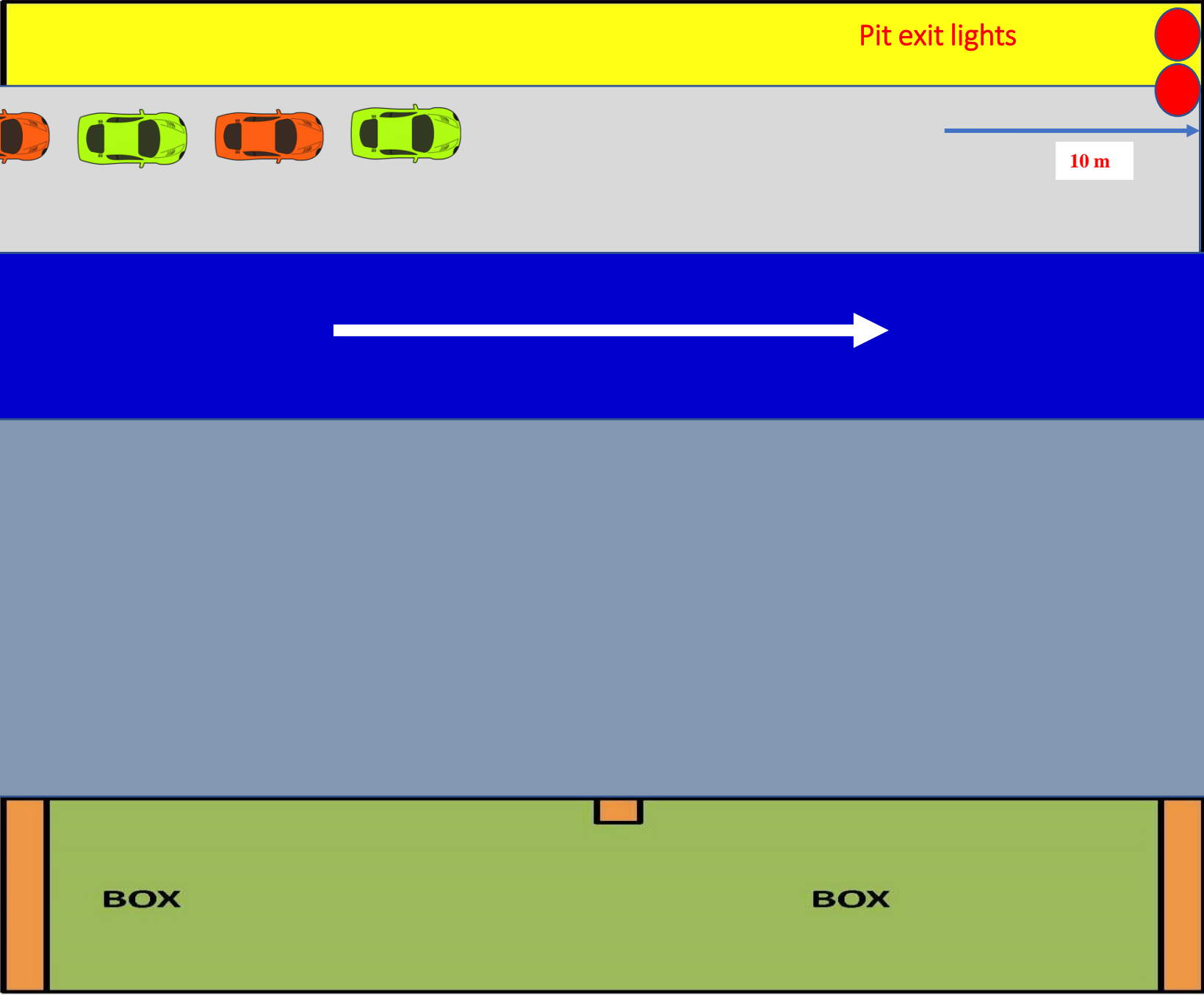


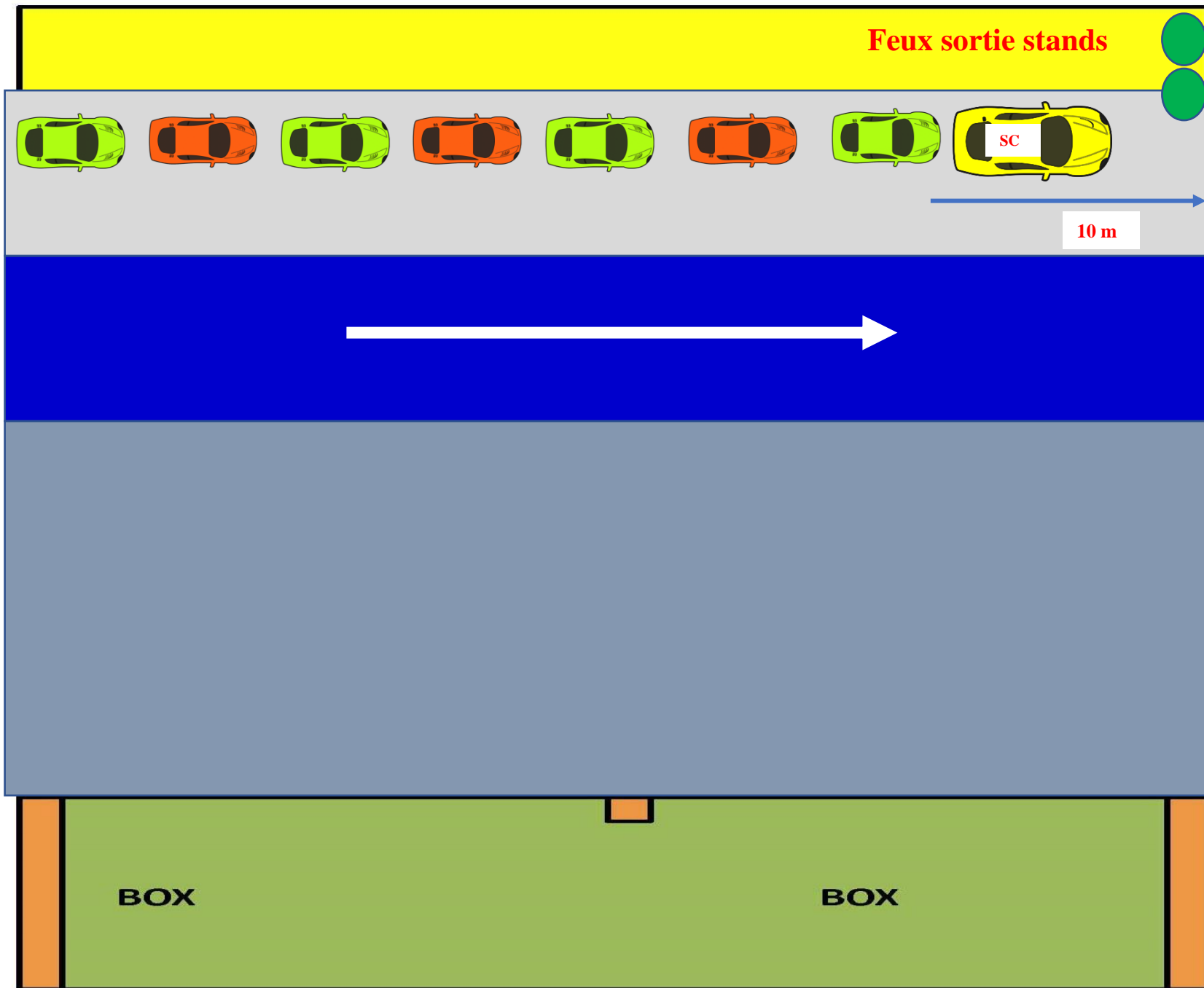
10 m



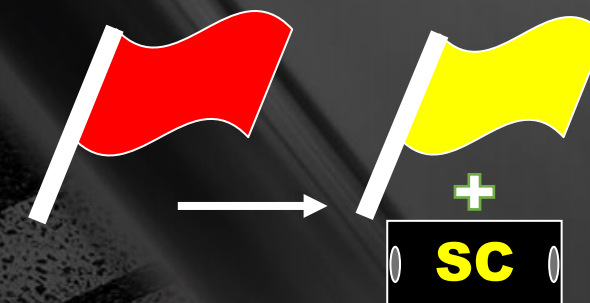
BOX

BOX







HISTORIC
TOUR



On-track interventions
completed
Restart of the race under
SC procedure



NON-COMPLIANCE WITH SIGNS



Ex: Overtaking under yellow flag, during FY or SC

On the report of the marshal or found by the DC :

In the tests: Cancellation of best time

In the race: Drive Through

Drive Through

STOP & GO

After 3 Presentations:


Black Flag

Transmission Sporting steward

After 4 Presentations :

Transmission Sporting steward

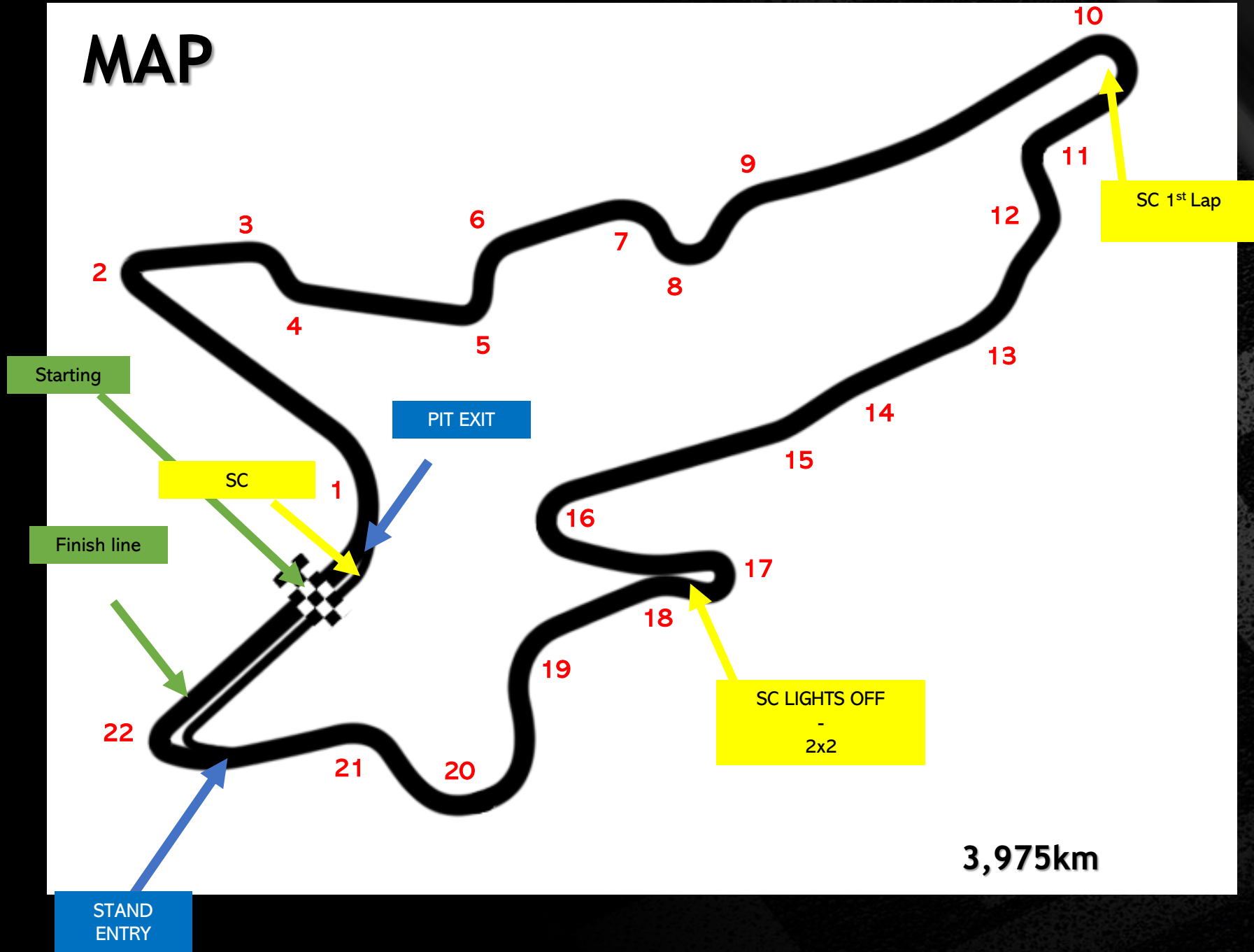
Transmission FFSA



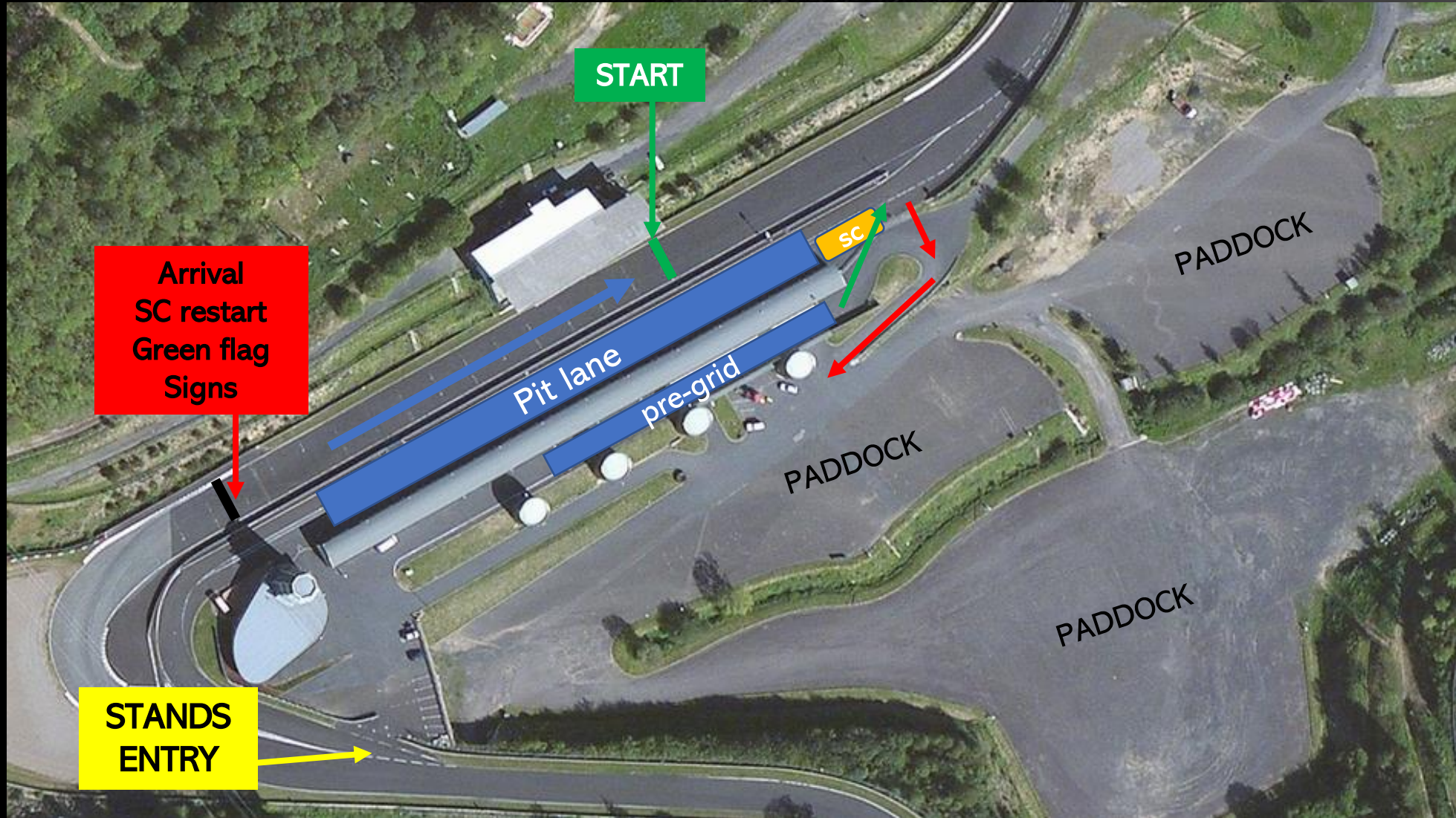
SPECIAL FEATURES



MAP

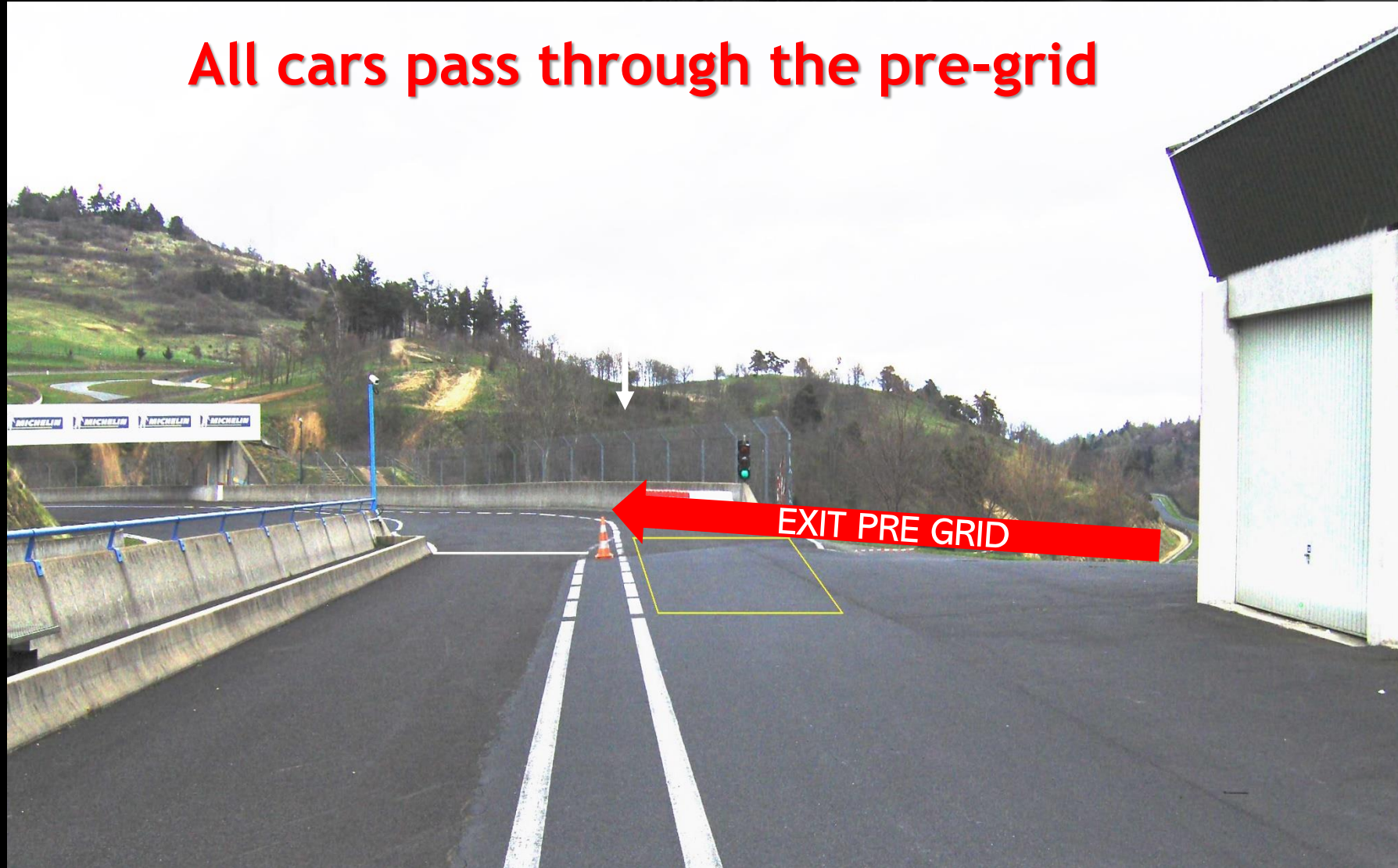


TRACK ACCESS



TRACK ACCESS

All cars pass through the pre-grid



Paddock Access

HISTORIC
TOUR




ROLLING START – POSITION ON THE GRID

HISTORIC
TOUR

Pôle



STARTING LIGHTS



STARTING LIGHTS – Rolling Start

Formation lap

Behind the leading car

Stay together

forbidden to simulate a start

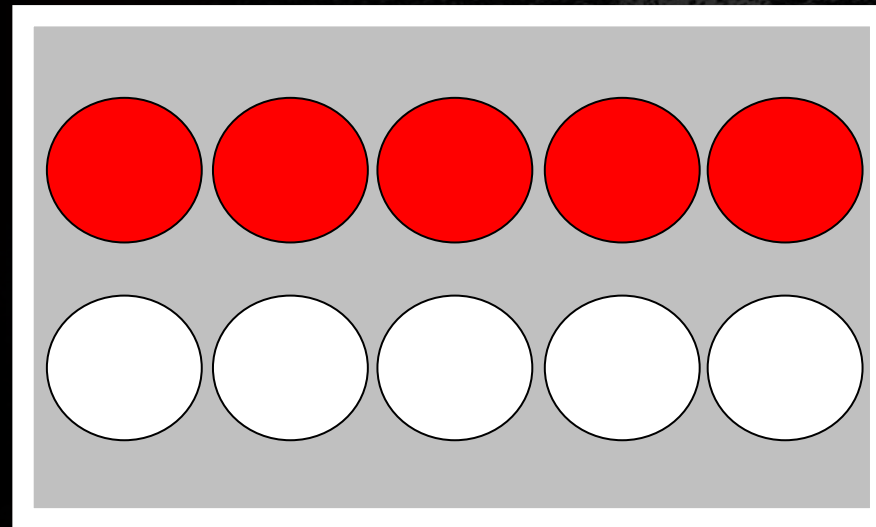
If you are late = start from the pit lane

All overtaking is forbidden during the formation lap, and any driver who is unable to keep his place will start in the last row

STARTING LIGHTS – Rolling Start



2 x 2

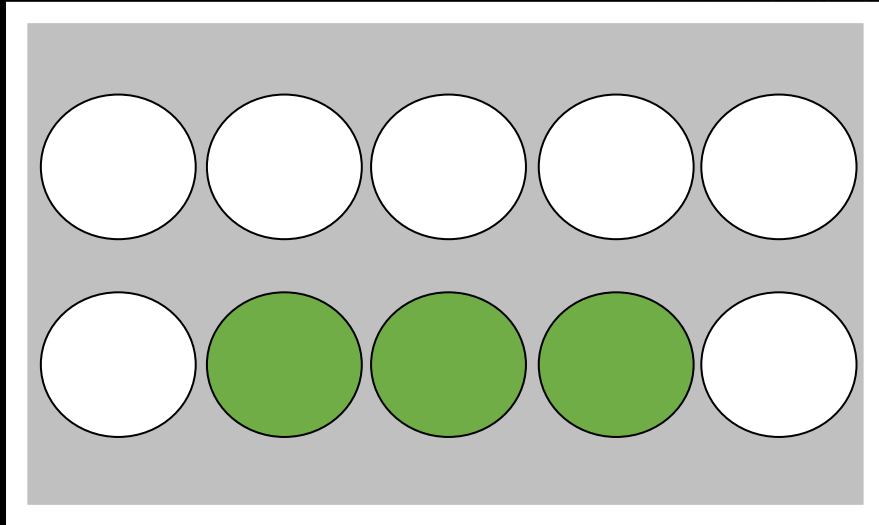
Stopping tyre heating at turn 23



70-90 Km/h
NO OVERTAKING

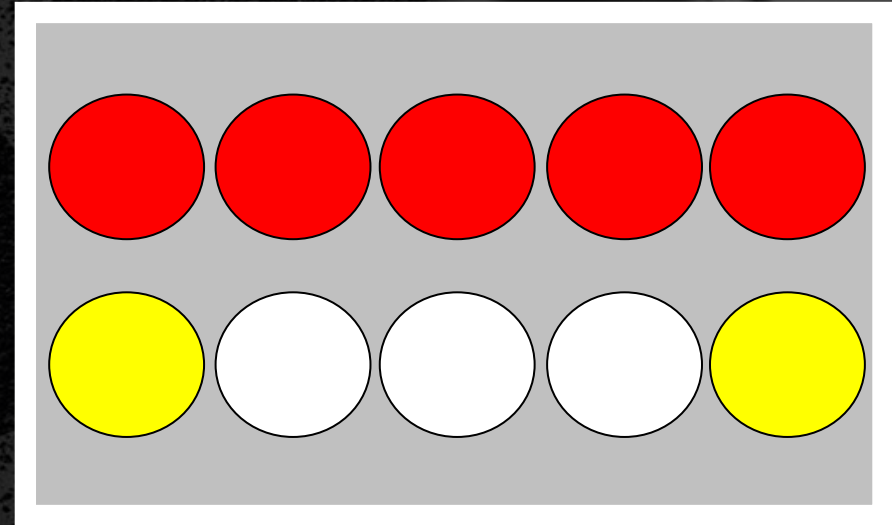
70-90 Km/h The driver in pole manages the speed





TURNING ON GREEN LIGHTS

START




DELAYED START

New formation lap

The driver on pole acting as a pilot car

Starting the timer

ENTRANCE OF THE PITS – SPEED LIMIT




Keep as far to the right as possible



Slow down at the first orange cones


ENTRANCE OF THE PITS – SPEED LIMIT AND TIMING LOOP



**SPEED CONTROLLED
BY RADAR and
timekeeping loop**

EXIT OF THE PITS

EXIT / END OF LIMITATION TIMING LOOP

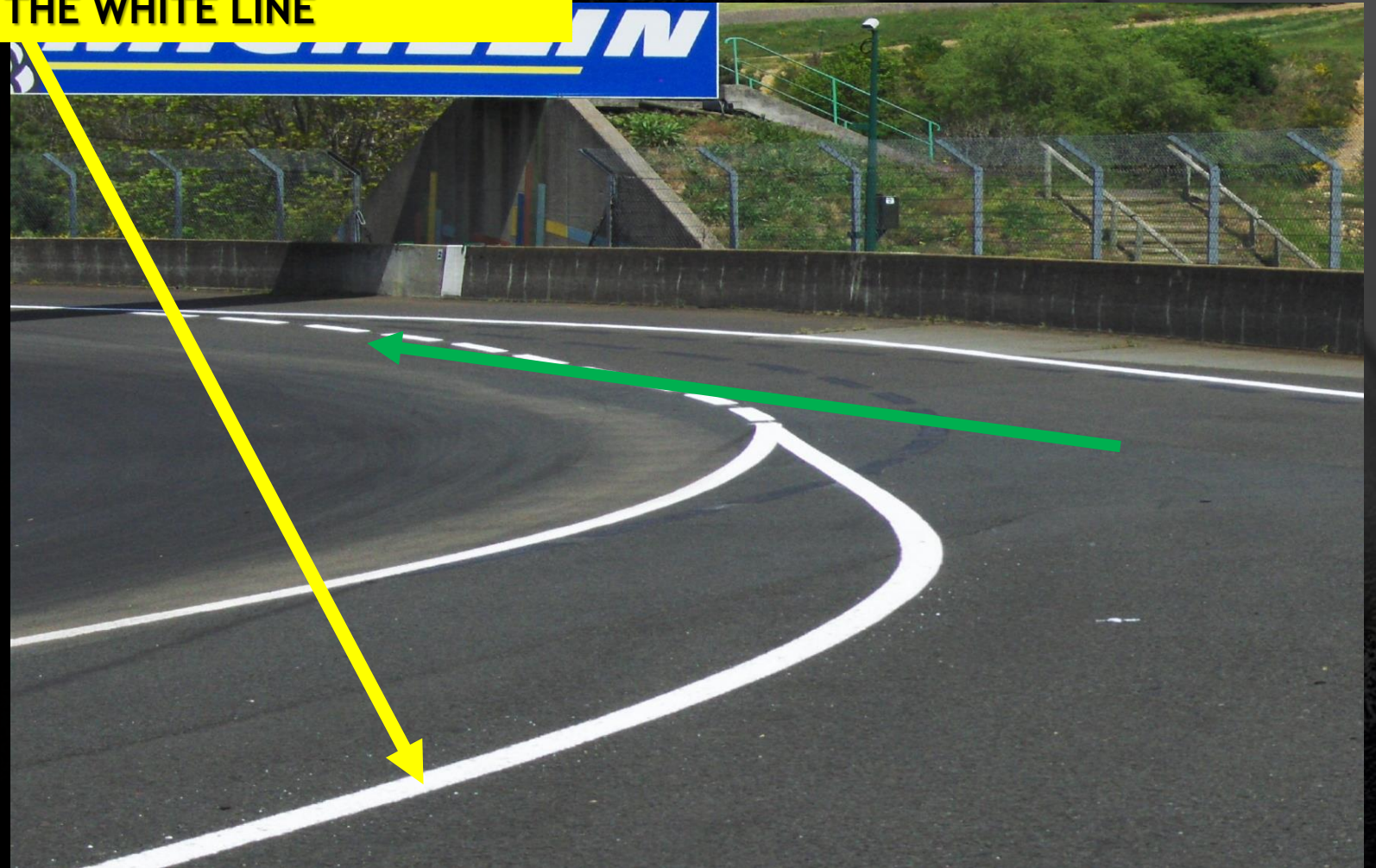


EXIT OF THE PITS


DO NOT CROSS THE WHITE LINE


KEEP AS FAR TO THE
RIGHT AS POSSIBLE

A BLUE FLAG WILL BE
WAVED IF A CAR IS
ON THE STRAIGHT



SAFETY IN THE PIT LANE






Exit of vehicles broken
down



Ligne de
chronométrage
Ligne d'arrivée
Ligne de relance
safety-car



TRACK

HISTORIC
TOUR



**Drive
Through**

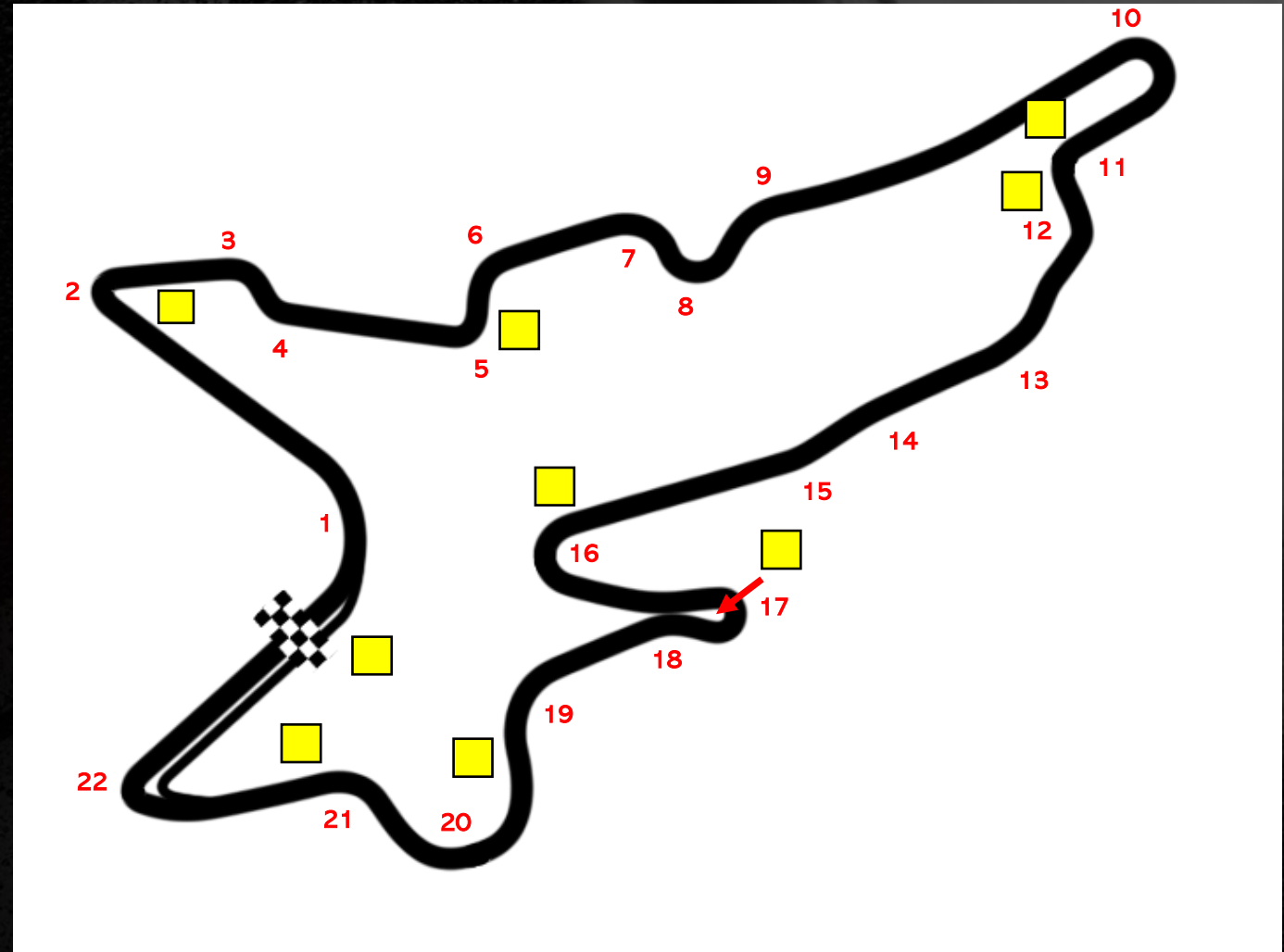
123

**STOP &
GO**


123



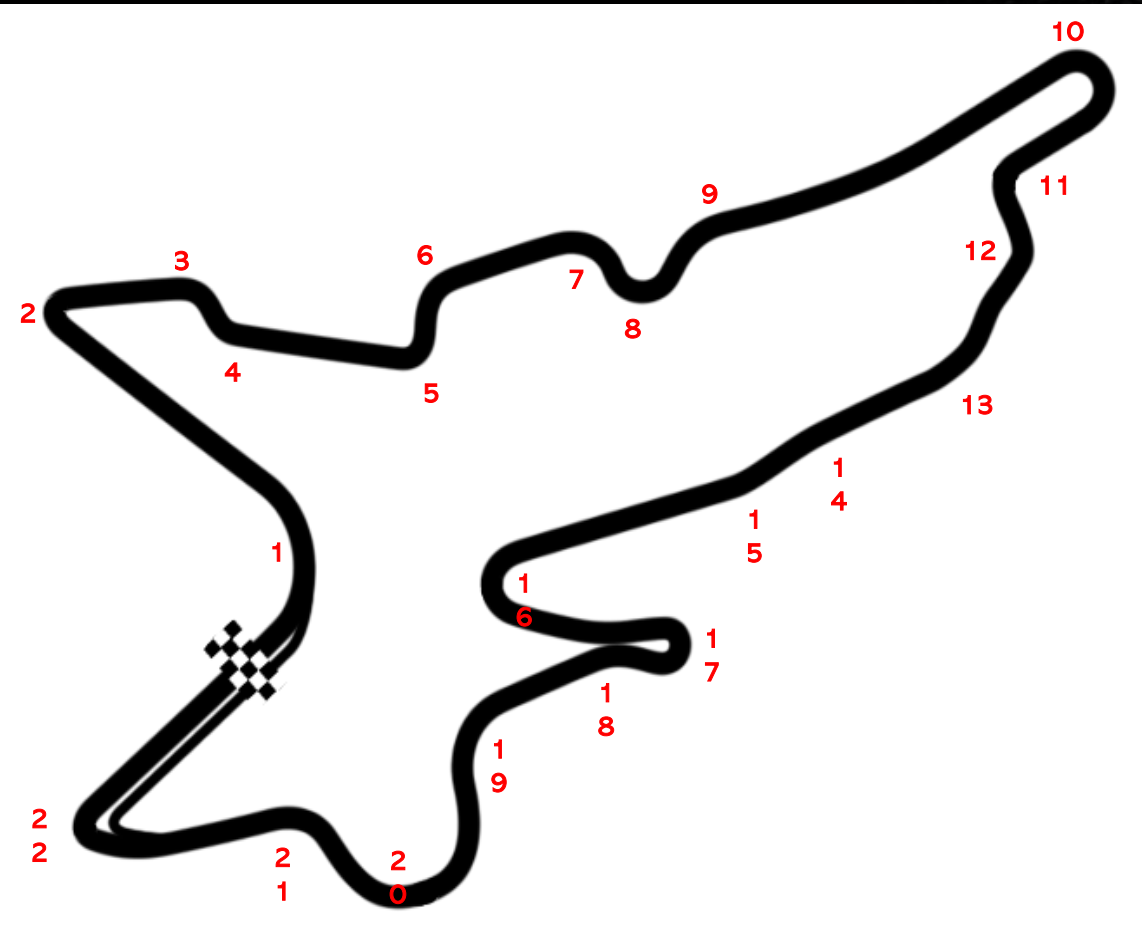
TRACK - ILLUMINATED SIGNS



LIMITES DE PISTE – ROUTE DE COURSE



TRACK LIMITS



QUALIFYING:


- 1st time: **Cancellation time + Warning screen message**
- 2nd time: **Cancellation time**
- 3rd time: **Cancellation of lap time and best final time**

RACES:

- 1st time: **Warning screen message**
- 2nd time and more: **5 secondes on ranking by violation.**

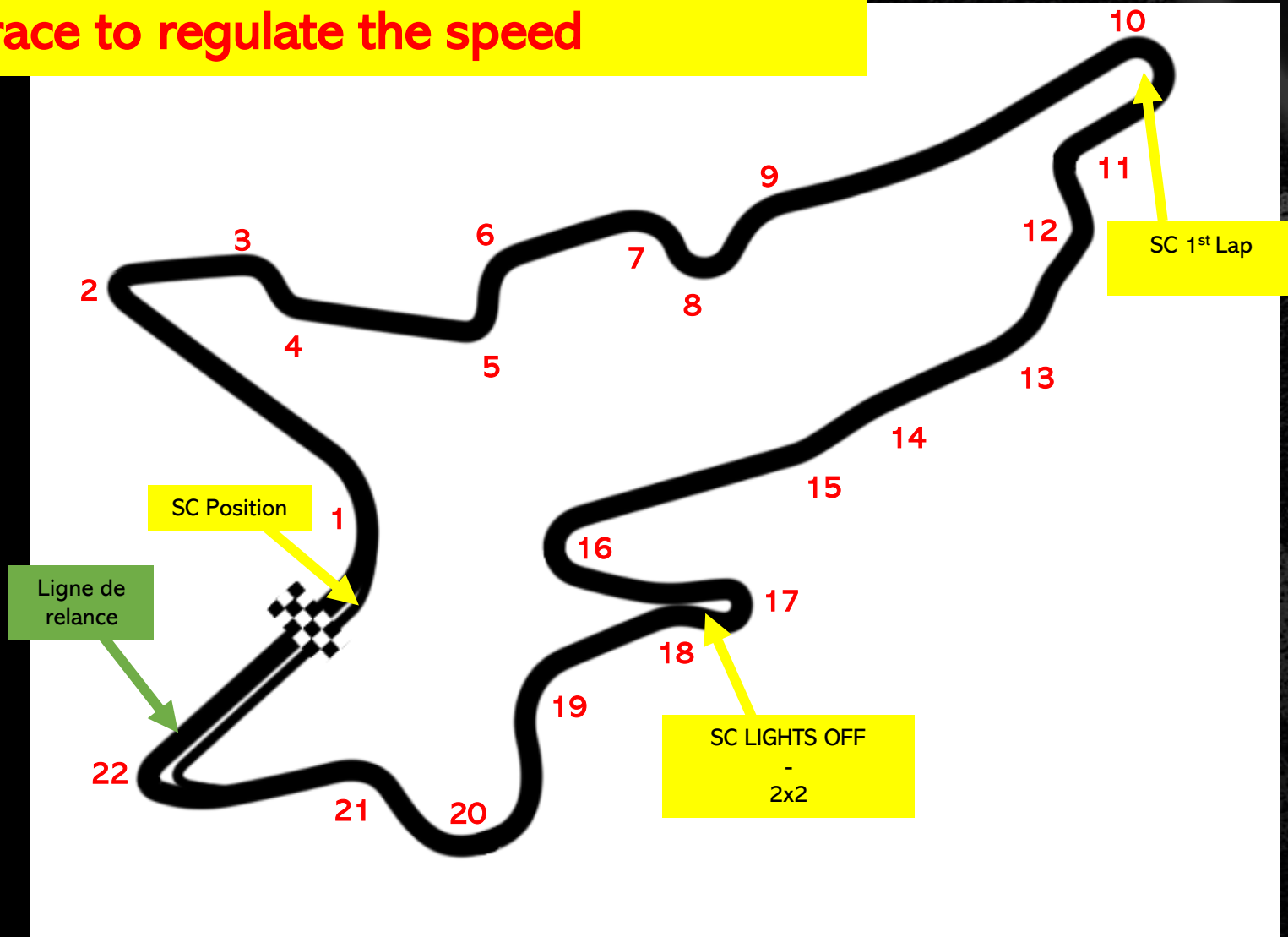


PENALTY AREA



SAFETY CAR

Until the Safety Car comes out, it is the first in the race to regulate the speed



The Race Direction thanks you for your attention and wishes you a good weekend



CHARADE
e-circuit de montagne